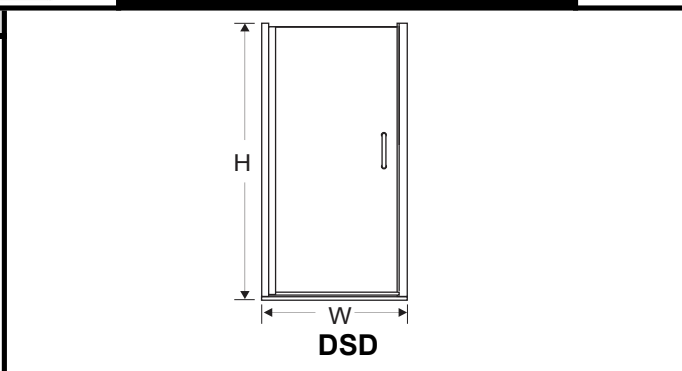

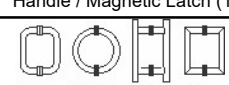


Features
<ul style="list-style-type: none"> • 1/4" Semi-Frameless Door • Continuous Hinge • Low Profile Magnetic Catch • Choice of four 6" Pulls • Clear-Poly Drip and Sweep • Expands 15/16" from ordered width • Hardware fastened through glass • Full width low profile curb (EX.1019) • Backed by an industry-leading Lifetime Warranty



Includes
 Handle / Magnetic Latch (1,5)
 D-Pull C-Pull Ladder Miter Choice of 6" Handles (1,5)

<p>Height (H) Range:</p> <p>63 3/4" - 88 1/4" <i>Standard and custom heights available</i></p> <p>Width (W) Range:</p> <p>22" - 35 15/16" <i>Standard and custom widths available</i></p> <hr/> <p>NOTE: Number of hinges depends on dimensions of the door.</p>
--

GLASS OPTIONS (3)	FINISH OPTIONS																								
<table border="0"> <tr> <td>Clear</td> <td>Gluechip</td> </tr> <tr> <td>Rain</td> <td>Satin Etch</td> </tr> <tr> <td>Obscure</td> <td>Ultra Clear</td> </tr> <tr> <td>Gray</td> <td>Barock</td> </tr> <tr> <td>Bronze</td> <td>Esto</td> </tr> <tr> <td>Velvex</td> <td>Aqui</td> </tr> <tr> <td>Bubbles</td> <td>Etre</td> </tr> </table> <p style="text-align: center;">EASY CLEAN GLASS (4)</p> <p>EasyClean¹⁰ (9) ShowerGuard (10) HydroShield (11)</p>	Clear	Gluechip	Rain	Satin Etch	Obscure	Ultra Clear	Gray	Barock	Bronze	Esto	Velvex	Aqui	Bubbles	Etre	<p style="text-align: center;">Standard</p> <table border="0"> <tr> <td>Chrome (6)</td> <td>Matte Black (8)</td> </tr> <tr> <td>Oil Rubbed Bronze (8)</td> <td>Gloss Black (8)</td> </tr> <tr> <td>Brushed Nickel (7)</td> <td>White (8)</td> </tr> <tr> <td>Gold (6)</td> <td>Almond (8)</td> </tr> <tr> <td>Satin Silver (6)</td> <td></td> </tr> </table> <p style="text-align: center;"><i>Special order finishes are available.</i></p>	Chrome (6)	Matte Black (8)	Oil Rubbed Bronze (8)	Gloss Black (8)	Brushed Nickel (7)	White (8)	Gold (6)	Almond (8)	Satin Silver (6)	
Clear	Gluechip																								
Rain	Satin Etch																								
Obscure	Ultra Clear																								
Gray	Barock																								
Bronze	Esto																								
Velvex	Aqui																								
Bubbles	Etre																								
Chrome (6)	Matte Black (8)																								
Oil Rubbed Bronze (8)	Gloss Black (8)																								
Brushed Nickel (7)	White (8)																								
Gold (6)	Almond (8)																								
Satin Silver (6)																									
(1,2) See below section 4.A., (3) See below section 1.A., (4,9,10) See below section 4.C., (5,6,7,8) See below section 4.B.																									

Tech Notes
<ul style="list-style-type: none"> - Door can hinge off left wall or right. Specify when ordering. - Unobstructed open is door size - 3 3/8" - jamb expansion - Expansion Jamb: used with standard doors allows the same width glass to be used to cover the 2" width gap <ul style="list-style-type: none"> - Standard jamb expand 0-15/16" (EX: 30" standard door ships with standard jamba if 30 3/8" opening is specified) - "X" jamba expand 1" - 1 15/16" (EX: 30" standard door ships with "X" jamba if 31 1/2" opening is specified, will be tight at 31")

<p>1. Quality Assurance</p> <p>A. Glass door(s) and sidelite(s) use tempered safety glass (see "Features" section for glass thicknesses) and are provided in compliance with ANSI Z.97.1 - 2004, CPSC 16 CFR 1201 Cat. 1 & 2, and ASTM C 1048.</p>
<p>2. Proper Use and Safety</p> <p>A. For best results, refrain from drilling holes in horizontal surfaces to secure curbs and sills.</p> <p>B. Towel bars, handles and other accessories are in no way considered to be grab bars or other bracing mechanisms.</p> <p>C. Exposed ends of aluminum and other hard components can be rough, sharp or jagged due to the process of cutting, drilling, notching, etc. Sharp ends must be deburred, smoothed or rounded by the installer before installation.</p>
<p>3. Warranty</p> <p>A. Backed by an industry-leading Lifetime Warranty for glass, aluminum and general hardware and 5 Year Warranty on heavy glass hardware (find specific warranty information online at www.holcam.com).</p>
<p>4. Product / Installation</p> <p>A. Hardware components and framework are made from 6463 T5 Aluminum Alloy (2), 304 Stainless Steel (1), or Brass (1).</p> <p>B. Metal finish processes include plating (5), Brite Dip anodizing (AAMA 611: AA-M21C31A21 Brite Silver, AA-M21C31A23 Brite Gold, AA-M35C11A23 Brushed Nickel, AA-M10C22A31 Satin Silver, AA-M10C22A23 Satin Gold, AA-M10C22A34 Oil Rubbed Bronze) (6), mechanical brushing (7) or powder coating (AAMA 2603) (8).</p> <p>C. Easy Clean glass refers to a 5 year coating (11), a 10 year coating (TÜV Rheinland Certified) (9) and a permanent glass type (10) that protects the glass against dirt and grime, reducing the effort required to maintain its cleanliness.</p> <p>D. Installer shall comply with manufacturer's installation instructions and approved shop drawings.</p> <p>E. Prior to installation, verify that surfaces are clean and free of foreign matter that could compromise the watertight bond of unit to surface.</p>